























































Writing Grid for Word and Sentence

	_____	
	-----	
	_____	
	_____	
	_____	
	-----	
	_____	
	_____	
	_____	
	-----	
	_____	
	_____	
	_____	
	-----	
	_____	
	_____	
	_____	
	-----	
	_____	
	_____	
	_____	
	-----	
	_____	
	_____	
	_____	
	-----	
	_____	



Do the "Find the Baseword and Suffix" Activity

1. In the list below, have your child read each word, separating the baseword from the suffix. Then read the entire word. For example: **shed** - **sheds**
2. Have your child underline the baseword and then circle the suffix ending. For example: shedⓈ

sheds

pins

kids

cans

ships

jugs

pills

dogs

shells

fans

mills

locks

pups

tins

chills