


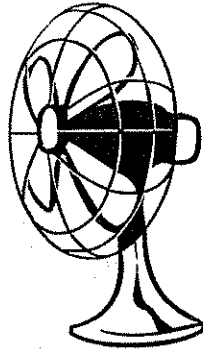
all



/əl/

ball


an



/ən/

fan

am



/əm/

ham

→ Add this page to your child's notebook of sounds.



Do the Seek and Find Activity

1. Have your child **read** the sentences, scooping them into phrases.
2. Have your child **underline** the consonant digraphs.
3. Have your child draw a **box** around the glued sounds.

Jill can get the fan for Sam.



The man with a tan will shop for a pan.



Answer Key

2. Underline **sh** in **shop**, **th** in **the**, and **th** in **with**.
3. Put a box around **an** in **can**, **an** in **fan**, **an** in **and**, **am** in **Sam**, **an** in **man**, **an** in **tan**, and **an** in **pan**.

Writing Grid for Word and Sentence

Writing grid consisting of 15 rows. Each row has a solid top line, a dashed middle line, and a solid bottom line. On the left and right sides of each row are small cartoon illustrations: a bird, a fish, a worm, and a frog.