



2 Three ways to spell /k/

ck  /k/

• short vowel

Use **ck** at the end of a one syllable word, right after the vowel.

sock



pick




Use **ck** in compound words.

humpback





c  /k/

Use **c** at the beginning of most words, before vowels: a, o, u

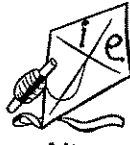
cat

Use **c** in a blend at the beginning of a word.

crash

Use **c** in multi-syllabic words ending with **ic**.

picnic

k  /k/

Use 'k' before vowels "i" and "e"

Use **k** in glued sounds with **nk**.

pink

Use **k** in blends at the end of a word.

milk

Use **k** in vowel-consonant-e words.

bike

Fundations® Digraphs

ch



chin

/ch/


ck



sock

/k/

sh



ship

/sh/

th




thumb

/th/

th - the

wh



whistle

/w/

→ Add this page to your child's notebook of sounds.



Review the **consonant digraphs** (**sh, ch, th, wh, ck**) and **chicken letter and his buddy** (**qu**), with your child during the next 3 weeks.

If your child gets stuck on a word, have your child look up the sounds in his or her notebook of sounds.

Follow These 4 Steps:

1. Dictate (say) the word and have your child echo the word.
2. Have your child tap out the sounds. Do not tap trick words.
3. Have your child tell you the letters that go with those sounds.
4. Have your child write the letters.

WEEK 1

Dictate the words and sentence to your child following the 4 steps listed above.

| | | | | | |
|----------------------|----------------------|---|------------------|------|------|
| On Monday Dictate | Review Words | → | log | fog | slip |
| On Tuesday Dictate | Current Words | → | fish | math | chop |
| On Wednesday Dictate | Trick Words | → | to | a | was |
| On Thursday Dictate | Sentence | → | Jog to the shop. | | |

WEEK 2

Dictate the words and sentence to your child following the 4 steps listed above.

| | | | | | |
|----------------------|----------------------|---|-------------------------|------|-------|
| On Monday Dictate | Review Words | → | yet | tub | pat |
| On Tuesday Dictate | Current Words | → | ship | deck | quick |
| On Wednesday Dictate | Trick Words | → | for | he | is |
| On Thursday Dictate | Sentence | → | Dad is quick with math. | | |

WEEK 3

Dictate the words and sentence to your child following the 4 steps listed above.

| | | | | | |
|----------------------|----------------------|---|-------------------------|------|------|
| On Monday Dictate | Review Words | → | mad | fix | web |
| On Tuesday Dictate | Current Words | → | path | chat | shop |
| On Wednesday Dictate | Trick Words | → | as | his | has |
| On Thursday Dictate | Sentence | → | Which fish did Tom get? | | |

WEEK 1

to

a

was

WEEK 2

is

he

for

WEEK 3

as

his

has

- **Cut words into flashcards.** 1. Each night, help your child **read** all Trick Words from previous units, as well as these.
2. Have your child **trace** each new Trick Word with his or her finger and **spell** it aloud; and **3.** Cover up the trick word and have your child write it with his or her finger on the table while naming each letter.