



Do the "Change The Word" Activity

Use the cut up letters from the Alphabet Sequence Activity from Unit 1.

Have your child match the letters to the uncut page. Then find the letters to make the word **fit**. Read the word and have your child repeat it after you.

Ask your child to change one sound for another. It is important to say the sound of the letter and **not** the letter name.

When you say the sound, try to "clip" it.

In other words, say /f/ not /fu/.

For example, you want your child to change the beginning sound. You say the word "**fit**" and your child repeats the word, "**fit**."

Now you ask, "**Can you change the /f/ to /s/?**" Your child should exchange the letters to make the word, "**sit**". Have your child read the new word (or read it for him or her).

BEGINNING SOUNDS (WEEK 1)


You Make And Read	You Say	Child Makes And Reads
fit	change /f/ to /s/	sit
map	change /m/ to /l/	lap
rag	change /r/ to /s/	sag
sat	change /s/ to /m/	mat

ENDING SOUNDS (WEEK 2)

You Make And Read	You Say	Child Makes And Reads
kit	change /t/ to /d/	kid
rag	change /g/ to /t/	rat
lap	change /p/ to /g/	lag
cap	change /p/ to /b/	cab


Fundations® Consonants

b



bat /b/

c




cat /k/

d




dog /d/

f




fun /f/

g




game /g/

h




hat /h/

j




jug /j/

k



kite /k/

l




lamp /l/

m




man /m/

n



nut /n/

p



pan /p/

qu



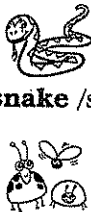
queen /kw/

r




rat /r/

s




snake /s/
bugs /z/

t



top /t/

v



van /v/

w




wind /w/

x



fox /ks/

y



yellow /y/


z



zebra /z/

Fundations® **Short Vowels**

a



apple

/ă/


e



Ed

/ĕ/


i



itch

/ĭ/


o



octopus

/ŏ/

u



up

/ŭ/