



Review reading and spelling **multisyllabic words** with your child during the next 3 weeks.

Please refer to the directions for the multisyllabic spelling procedure in the letter.

Follow These 4 Steps:

1. Dictate the word and have your child echo the word.
2. Have your child tap out the sounds. Do not tap trick words.
3. Have your child tell you the letters that go with those sounds.
4. Write the letters.

WEEK 1

Dictate the words and sentence to your child following the 4 steps listed above.

On Monday Dictate	Review Words →	sting	chunks	jam
On Tuesday Dictate	Current Words →	tomcat	catfish	bathmat
On Wednesday Dictate	Trick Words →	people	Mr.	Mrs.
On Thursday Dictate	Sentence →	Beth did not miss the sunset.		

WEEK 2

Dictate the words and sentence to your child following the 4 steps listed above.

On Monday Dictate	Review Words →	split	blast	glass
On Tuesday Dictate	Current Words →	shellfish	tiptop	sunfish
On Wednesday Dictate	Trick Words →	years	says	little
On Thursday Dictate	Sentence →	Did Brad get the sunfish?		

WEEK 3

Dictate the words and sentence to your child following the 4 steps listed above.

On Monday Dictate	Review Words →	blink	crunch	stumps
On Tuesday Dictate	Current Words →	picnic	tonic	plastic
On Wednesday Dictate	Trick Words →	good	very	own
On Thursday Dictate	Sentence →	The dog in the bathtub is frantic!		


























































Do the “Match and Memory Game” Activity

1. Write each syllable below on a blank index card.
2. Turn them over, with the First Syllables in one column and the Last Syllables in another column. **Make sure to change the order of cards in the second column.**
3. Take turns flipping over a card from the First Syllables Column, then selecting one card from the Last Syllables Column to see if you can make a word. If it matches keep the word.
4. Read all matched words.

First Syllable Column	Last Syllable Column
sun	set
bath	tub
pub	lic
ex	pect
cob	web
up	set
ab	sent
den	tist
nap	kin
chip	munk

Writing Grid for Word and Sentence

	_____	
	-----	
	_____	
	_____	
	_____	
	-----	
	_____	
	_____	
	_____	
	-----	
	_____	
	_____	
	_____	
	-----	
	_____	
	_____	
	_____	
	-----	
	_____	
	_____	
	_____	
	-----	
	_____	
	_____	
	_____	
	-----	
	_____	
	_____	