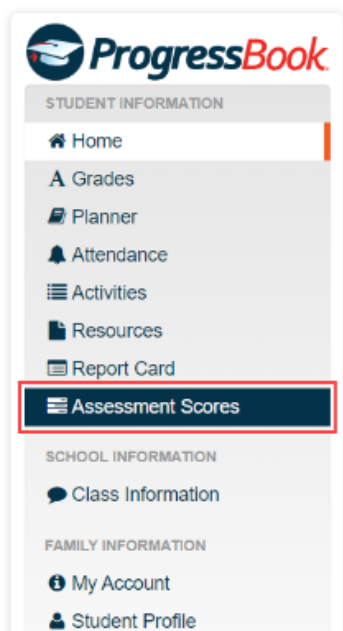


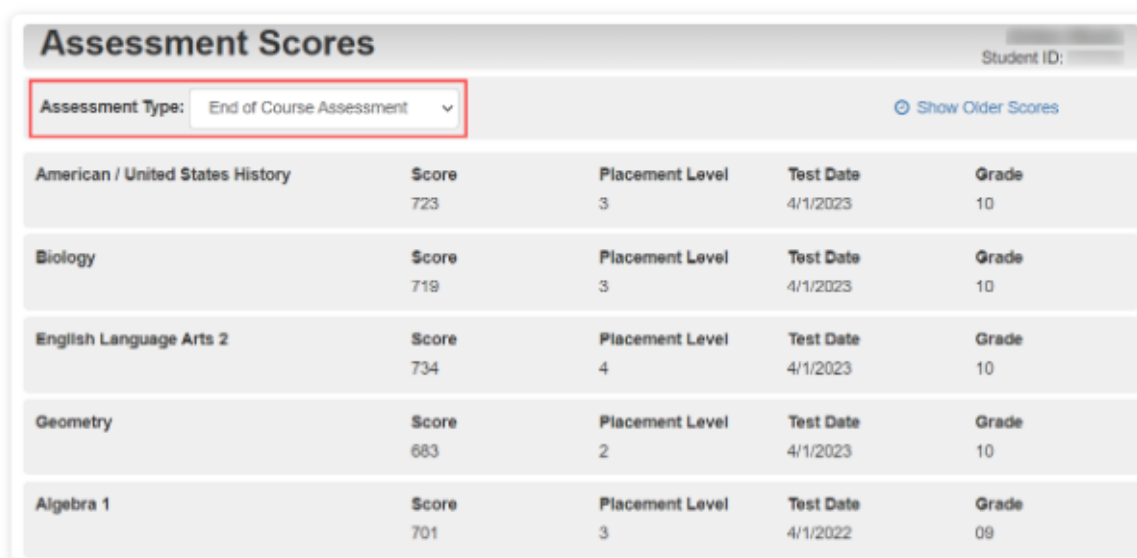
# Viewing Assessment Scores in the Web Browser

To view your assessment information, click **Assessment Scores**.



Please Note:  
Grade 9-12 Ohio State Tests are labeled End of Course Assessments  
Grade 3-8 Ohio State Tests are labeled Next Generation Assessments

On the "Assessment Scores" screen, the name of the assessment is displayed in the Assessment Type field.



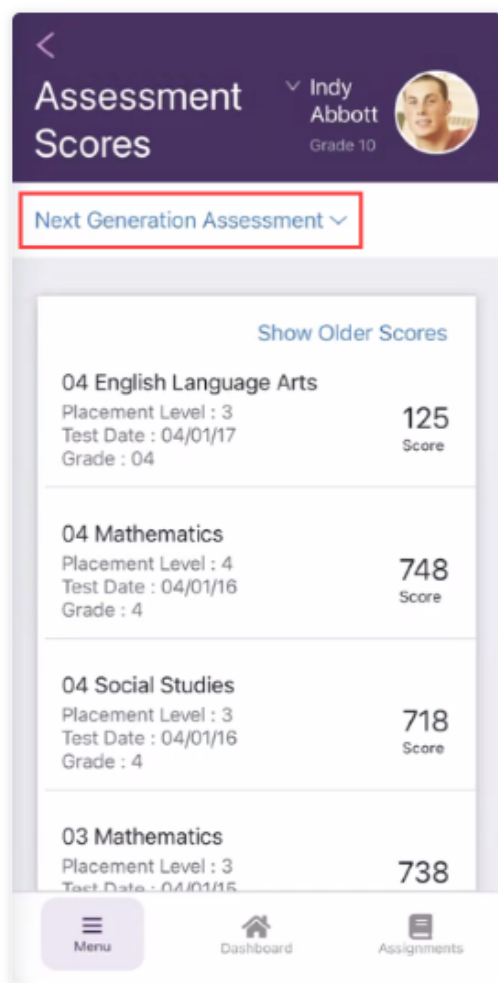
- In the **Assessment Type** field, select another assessment to view. The assessments you can select are controlled by your district.
- Click **Show Older Scores** to redisplay the screen with all your attempts for the assessment, with your most recent attempt listed first. If you are viewing all scores, click **Show Most Recent Score Only** to return to the original display.

## Viewing Assessments in the Mobile App

You can view your assessment scores in the Frontline ProgressBook Parent & Student app if your district has set up assessments for display for your security level.

Select **Menu > Assessment Scores** to access the "Assessment Scores" screen.

On the "Assessment Scores" screen, the name of the assessment displays at the top of the screen.



You have the following options on the Assessment Scores screen:

- On the "Assessment Scores" screen, tap the down arrow ( ∨ ) by the assessment name to display the **Select Assessment Type** list and tap another assessment to view those scores.
- To view older scores for the assessment, tap **Show Older Scores**. Tap **Show Most Recent Score** to return to the "Assessment Scores" screen.